



THE CORPORATION OF THE CITY OF SARNIA

FINANCIAL REPORT

2019

The Corporation of the City of Sarnia



TABLE OF CONTENTS

Consolidated Revenue Fund Operations.....	3
Source of Funds (\$000's)	3
Application of Funds (\$000's)	3
Source of Revenue.....	4
Objects of Expenditure	4
2019 Tax Rates	5
Distribution of 2019 Tax Levy	5
Consolidated Statement of Financial Position (\$000's).....	6
Consolidated Reserve And Reserve Fund Operation (\$000's).....	7
Statistical Data.....	7
Tangible Capital Assets (\$000's)	8

CONSOLIDATED REVENUE FUND OPERATIONS

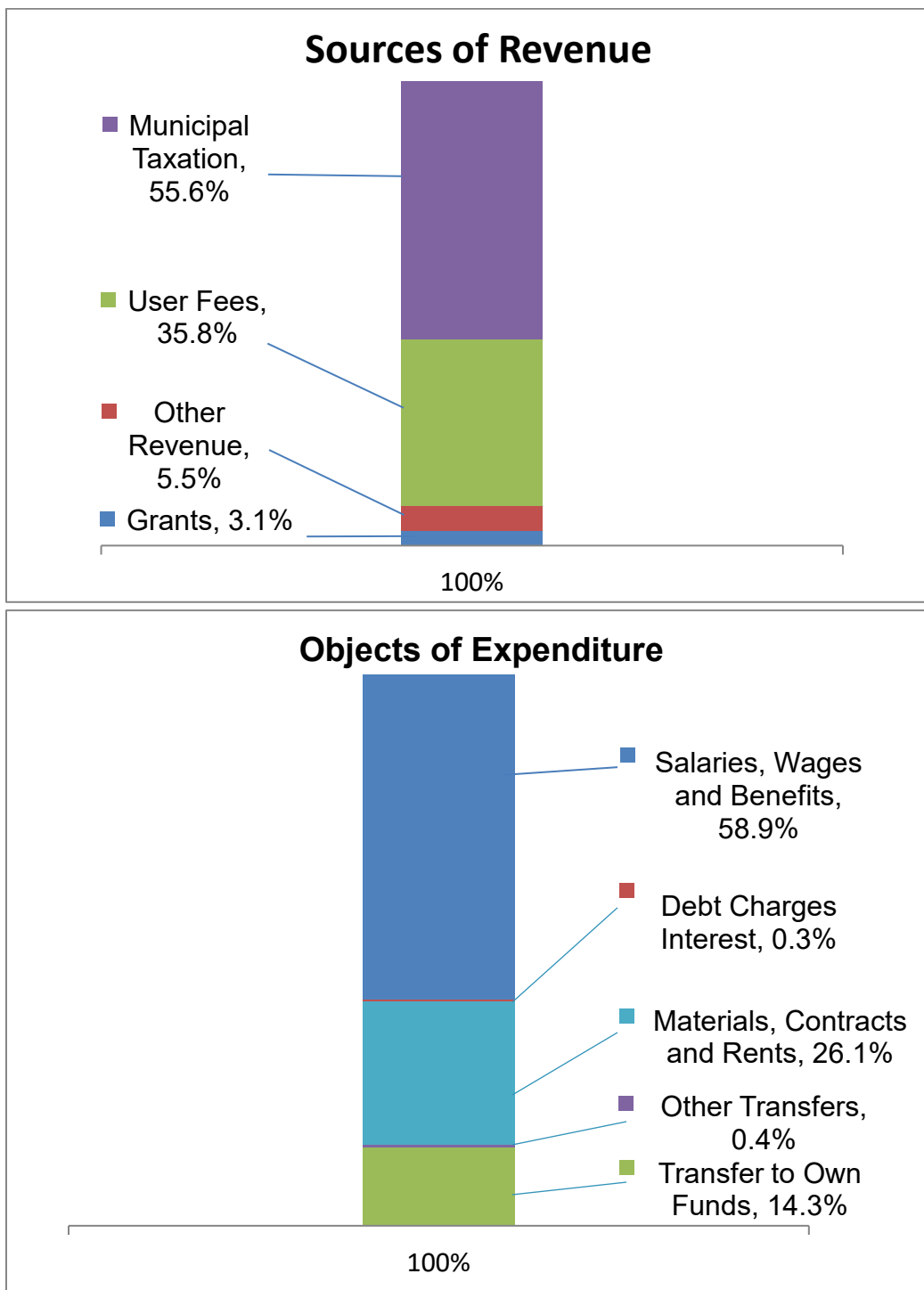
Source of Funds (\$000's)

	2019 Budget	2019 Actual	2018 Actual
Municipal Property Taxes	78,789	77,876	77,913
User Fees	48,731	50,076	49,749
Grants	3,094	4,269	3,857
Other Revenue	5,825	7,685	7,976
Total	136,439	139,906	139,495

Application of Funds (\$000's)

	2019 Budget	2019 Actual	2018 Actual
General Government: <i>Mayor & Council, General Administration</i>	12,906	10,280	10,518
Protection Services: <i>Fire, Police, By-law Enforcement</i>	48,751	48,746	47,637
Transportation Services: <i>Roads, Transit, Winter Control, Street Lighting</i>	22,706	21,493	21,490
Environmental Services: <i>Sewage Systems, Water Distribution, Garbage Collection & Disposal</i>	33,156	32,443	35,535
Social, Family & Health Services: <i>Seniors Programming, Health-related Grants</i>	478	518	546
Recreation & Cultural Services: <i>Parks, Arenas, Recreational Programs</i>	11,610	11,810	11,424
Planning & Development: <i>Land Use Planning</i>	1,165	2,522	2,132
Non-functionalized Unfunded Liability	733	733	991
Contribution from Other Revenue	(11,134)	(19,651)	(13,392)
Annual Surplus	16,065	31,012	22,614
Total	136,436	139,906	139,495

CONSOLIDATED REVENUE FUND OPERATIONS, cont.

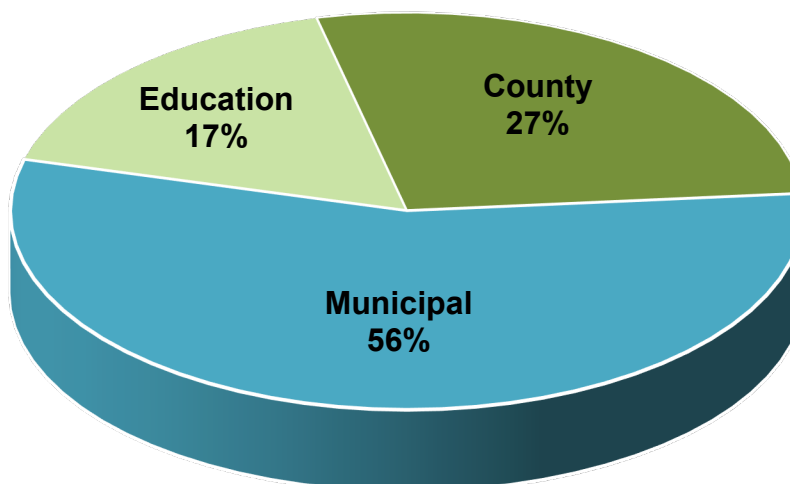


CONSOLIDATED REVENUE FUND OPERATIONS, cont.

2019 Tax Rates

	Residential	Commercial Occupied	Industrial Occupied
General Municipal	0.866250%	1.409476%	1.773709%
Transit Area	0.054170%	0.088140%	0.110917%
County	0.436767%	0.710664%	0.894312%
Education	0.161000%	1.290000%	1.290000%
Total	1.518187%	3.498280%	4.068938%

Distribution of 2019 Tax Levy



CONSOLIDATED STATEMENT OF FINANCIAL POSITION (\$000's)

	2019 Actual	2018 Actual
Financial Assets		
Cash & Investments	94,747	78,059
Taxes Receivable	3,602	3,963
Accounts Receivable	20,959	16,402
Long-Term Receivable	228	253
Investment in Sarnia Power Corp	61,810	58,723
Total Financial Assets	181,346	157,400
Liabilities		
Current Liabilities	27,466	23,068
Deferred Revenue	22,411	19,566
Long-Term Liabilities	12,119	11,724
Accrued Interest on Long-Term Liabilities	15	11
Landfill Closure and Post-Closure Liability	150	170
Employee Future Benefits	38,301	37,971
Accrued Tax Liabilities	1,420	783
Total Liabilities	101,882	93,293
Net Financial Assets	79,464	64,107
Non-Financial Assets		
Tangible Capital Assets	534,509	518,811
Inventory	526	553
Prepaid Expenses	228	214
Land Held for Sale	4,402	4,432
Total Non-Financial Assets	539,665	524,010
Accumulated Surplus	619,129	588,117

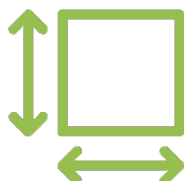
CONSOLIDATED RESERVE AND RESERVE FUND BALANCES (\$000's)

	2019 Actual	2018 Actual
Obligatory Reserve Funds	22,411	19,566
Discretionary Reserve Funds	14,343	10,551
Reserves	56,525	43,013
Balance, end of year	93,279	73,130


STATISTICAL DATA



Population
72,125



Area in Hectares
16,485



City Employees
(Full Time)
580



Taxable Assessment
(\$000's)
7,487,351



Outstanding Debt
(\$000's)
12,119



Outstanding Debt
Per Capita
168



Debt Service Costs –
Future Interest
Payments (\$000's)
686



Debt Service Costs –
Future Interest
Payments Per Capita
10



Year End Trust Fund Balance
Administered by City (\$000's)
12

TANGIBLE CAPITAL ASSETS (\$000's)

	2019 Actual	2018 Actual
Cost		
Balance, beginning of year	897,729	875,022
Additions	56,644	30,770
Disposals	(30,722)	(8,932)
Other	2,908	869
	<u>926,559</u>	<u>897,729</u>
Accumulated Amortization		
Balance, beginning of year	378,918	363,255
Amortization	18,465	17,693
Accumulated Amortization on Disposal	(6,362)	(2,326)
Other	1,029	296
	<u>392,050</u>	<u>378,918</u>
Net Book Value of Tangible Capital Assets	<u>534,509</u>	<u>518,811</u>



The Corporation of the City of Sarnia

255 North Christina Street

PO BOX 3018

Sarnia, ON N7T 7N2

519-332-0330

finance@sarnia.ca