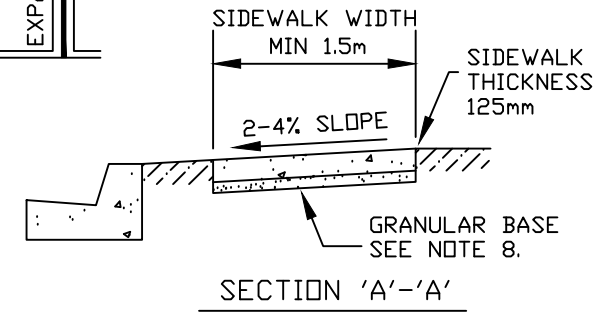
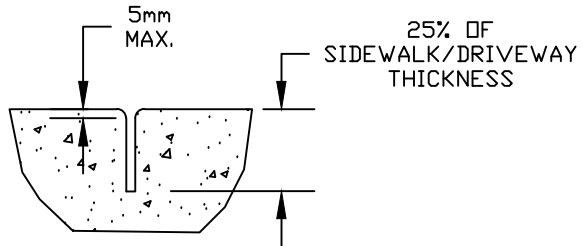


SIDEWALK THICKNESS TABLE	
LOCATION OR USE	THICKNESS (mm)
NORMAL DRIVEWAY ACCESS LOTS FRONTING ON STREET	125mm
ACROSS COMMERCIAL AND INDUSTRIAL DRIVEWAY	200mm

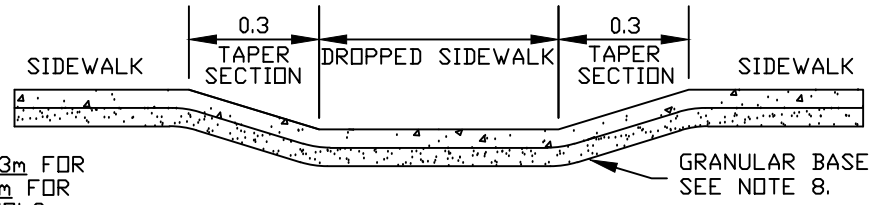


SECTION 'B'-'B' IS THE SAME AS SECTION 'A'-'A' ON OPSD. 351.01



NOTES:

- DISTANCE INDICATED SHALL BE 0.3m FOR RESIDENTIAL DRIVEWAYS, AND 1.5m FOR RESIDENTIAL PARKING LOTS, SCHOOLS, APARTMENTS, ETC.
- EXPANSION JOINTS ARE REQUIRED IN SIDEWALK AT INTERVALS OF 12m AND TO ISOLATE OBSTRUCTION FROM SIDEWALK; EG. HYDRANTS, LIGHT STANDARDS, ETC.
- REINFORCEMENTS, IF REQUIRED, AS PER SPECIFICATIONS.
- CONTROL JOINTS SHALL HAVE STANDARD SPACING OF 3.0m.
- ALL CONCRETE EDGES OF BAYS TO BE FINISHED WITH EDGERS, 5mm RADIUS.
- SIDEWALK CROSSFALL TO BE MAINTAINED AT MINIMUM COMMENSURATE WITH DEPARTURE OR BREAKOVER REQUIRMENTS.
- ALL DIMENSIONS ARE IN METRIC UNITS.
- 100mm GRAN 'A'(LIMESTONE) BASE IS TO BE PLACED UNDER SIDEWALKS.



OPSD 310.010

REV.#	DISCRIPTION	DATE:	APPROVED
REV 2	FIXED DIM , CHANGED REF.	01/18	B.L.
REV 1	FIXED DIM , CHANGED REF.	05/14	E.C.

CITY OF SARNIA

CONCRETE SIDEWALK

APPROVED BY: T.W.		112-F
DRAWN BY: J. RAMSAY	SCALE: N.T.S.	
CH'K BY: J. ROBERTS	DATE: 02/03	

